



Platform

200HD Series-Maximum Weight 200-lbs

250HD Series-Maximum Weight 250-lbs

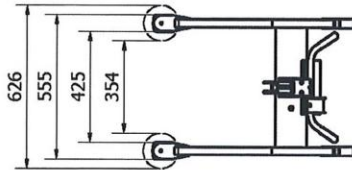
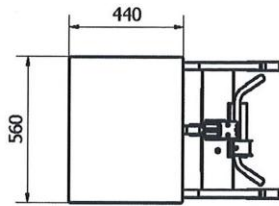
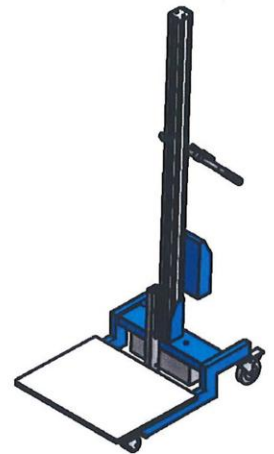
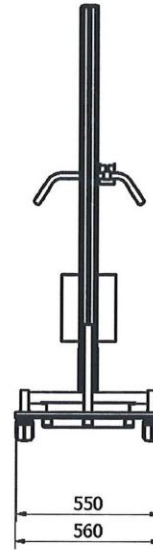
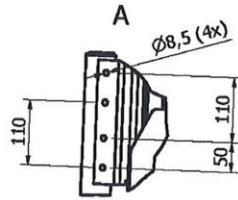
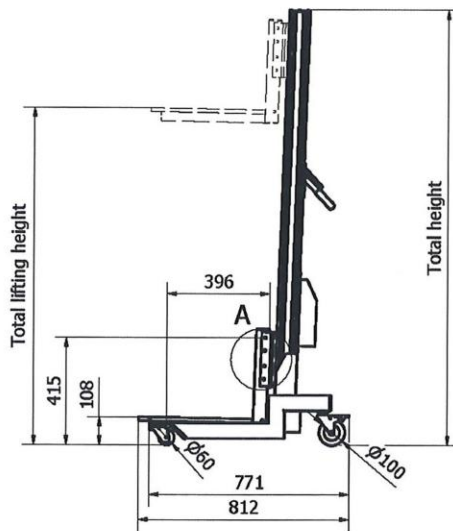
The **LIFT-N-GO[™] II HD** (Heavy Duty) Series lifter is an enhanced lifter for increased capacity over the standard Lift-N-Go[™] Series. Both Series are available to meet your material handling needs. The **LIFT-N-GO[™] II** continues the tradition of providing for increased economical, safe, efficient, and ergonomic material handling solutions to assist you with your production needs.

The **LIFT-N-GO[™] II** has a lift capacity of either 90Kg (200-lbs or 115Kg (250-lbs) and provides for improved and expanded flexibility with a wider base and longer legs along with an improved electronic power pack to better fill your ergonomic lifting requirements.

A UHMW load platform (~20" wide x ~17 ¼" deep) is provided for product handling or other selections are available to fit your product-handling needs

Features and Benefits:

- Anodized Aluminum Profiles-
 - Lift Masts
- Steel (Powder Coated Paint-Optional SS)
 - Welded Base
 - Handlebar-height Adjustable
 - Power Pack Cover
- Standard swivel casters
- Standard length lift masts
- Foot operated kick brakes on rear casters
- Lift mast slip clutch on the down movement provides for safe load handling
- Current limiting (no limit switches) provide for load limiting and stops
- Totally enclosed lift mast w/ball screw for smooth up and down DC powered movement
- Electronic power pack utilizes quick exchange features allowing for multi-shift operation
- Detachable remote controller
 - Provides the operator with control over load handling functions.
- Handlebar is adjustable by the operators to achieve ergonomic operation
- Highly maneuverable, light-weight (approximately 90-lbs) and easy to operate.



Technical Specifications 200 HD/250 HD Series:				
Lift Stroke	Total Height	Total Lift Height Floor to top of Platform	Series	Series
1192mm (47")	1678mm (66")	1442mm (51.2")	200 HD Series	250 HD Series
1550mm (56.7")	1928mm (76")	1692mm (60.9")	200 HD Series	250 HD Series
1800mm (66.6")	2178mm (85.8")	1942mm (70.8")	200 HD Series	250 HD Series
2000mm (74.4")	2378mm (93.7")	2192mm (78.6")		250 HD Series
2300mm (86.2")	2678mm (105.5")	2192mm (90.4")		250 HD Series
Minimum Lift Height Standard	158mm (6.2"), 108mm (4.25")			
Lift Speed 200HD Series	90mm/sec (3.5"/sec)			
Lift Speed 250HD Series	79mm/sec (3.1"/sec)			
Length (w/o Platform)	771mm (30.35")			
Load Platform (Depth x Width)	440mm (17.3") x 560mm (20")			
Wheel Diameter (Front/Back)	60mm (2.3")/100mm (3.9")			
Maximum Load 200 HD Series	90Kg (200-lbs)			
Maximum Load 250 HD Series	115Kg (250-lbs)			
Lifter Weight w/o End-Effector	40Kg (90-lbs)			
Battery Voltage	24V			
Battery Capacity	7.2 AHr			
Lifter Finish	Powder Coated Paint/Anodized or Stainless Steel/Anodized			
The load platform can if needed, be mounted 110mm (4.3") higher on the mast yoke. If mounted this way, the platform top when lowered would be higher than the standard mounting height.				

Consult RonI, Inc for other Lift-O-Flex® Solutions